

# Flat HIU station BA-FNE

The flat HIU station enables an efficient decentralized heating of drinking water with electronic reheating. The combination of a thermostatic temperature controller and an electronically controlled instantaneous water heater ensures that hot water is prepared with precision.


Thanks to its compact design and high-quality EPP insulation, it offers a space-saving and energy-efficient solution with optimal insulation.

Suitable for:



- † **Thermostatic temperature controller:** Ensures a constant hot water temperature and automatically adjusts to operating conditions.
- † **Electronic instantaneous water heater:** Reheating with precise temperature control from 20-60 °C.
- † **Energy efficient:** Operation with low heating flow temperatures (35 - 40°C), optimized for heat pumps with a high COP value for maximum efficiency.
- † **Differential pressure regulator:** Stabilizes differential pressure in primary circuit and ensures constant flow control.
- † **EPP insulated box:** With excellent thermal insulation for energy-saving operation and reliable protection.
- † **Protection and comfort:** Includes drinking water priority circuit and water hammer damper for a secure water supply.
- † **Insulated cold water pipes:** Prevents heat transfer and increases energy efficiency.
- † **Stainless steel piping:** Robust, corrosion-resistant pipes (18x1 mm).
- † **Low-profile design:** Compact depth of 130 mm.

License for  
Patent  
EP 2 369 243  
existing



## Domestic hot water preparation

The drinking water is heated using the flow principle through a stainless steel plate heat exchanger only when it is needed. The thermostatic temperature controller ensures that the hot water temperature remains constant regardless of the amount of tapped water, the heating water temperature or usage intervals and regulates the initial temperature rise of the drinking water. For reheating, the electric instantaneous water heater adjusts the temperature to the desired tap temperature (40 - 60 °C) as required via the integrated electronic control system.

An integrated differential pressure regulator stabilizes the pressure in the heating system and ensures a constant flow rate. The station can be connected to heating systems with buffer storage tanks as well as directly to a secondary district heating network or a combined heat and power plant. A universal installation section for cold water and heat meters is integrated into the insulation box.

We recommend the additional installation of thermostatic mixing valves to avoid temperature fluctuations in the hot water outlet.

### ORDER NO.

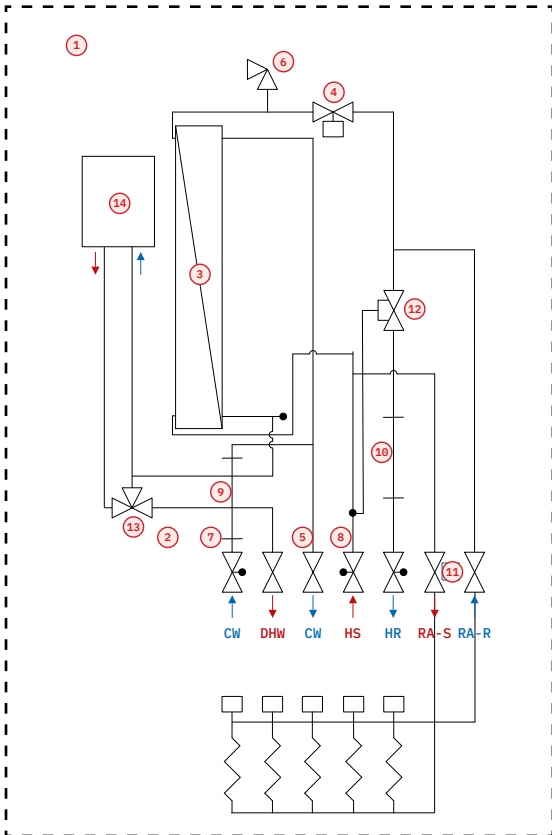
2210004	Flush-mounted, Copper plate heat exchanger, Instantaneous water heater 13 kW
2211004	Flush-mounted, Copper plate heat exchanger, Instantaneous water heater 21 kW
2210104	Flush-mounted, Stainless steel plate heat exchanger, Instantaneous water heater 13 kW
2211104	Flush-mounted, Stainless steel plate heat exchanger, Instantaneous water heater 21 kW
2210014	Surface-mounted, Copper plate heat exchanger, Instantaneous water heater 13 kW
2211014	Surface-mounted, Copper plate heat exchanger, Instantaneous water heater 21 kW
2210114	Surface-mounted, Stainless steel plate heat exchanger, Instantaneous water heater 13 kW
2211114	Surface-mounted, Stainless steel plate heat exchanger, Instantaneous water heater 21 kW

**TECHNICAL DATA - FLAT HIU STATION**

	HEATING PRIMARY	HEATING SECONDARY	
	BUFFER STORAGE	UNDERFLOOR HEATING	DRINKING WATER
Pressure rating:	PN 6	PN 6	PN 10
Max. temperature:	90 °C	60 °C	75 °C
Connection dimensions:	DN 25	DN 20	DN 20
Thread:	G1" internal thread	G¾" internal thread	G¾" internal thread
Dimensions (WxHxD):	Flush-mounted: 812 x 1298-1470 x 130-175 mm / Surface-mounted: 880 x 1400 x 140 mm		
Niche size (WxHxD):	Flush-mounted: min. 822 x 1308-1480 x 135 mm		

**TECHNICAL DATA - INSTANTANEOUS WATER HEATER**

	PREHEATING	E-REHEATING	MIXING TEMPERATURE	
Supply primary:	38 °C	-	-	
Heating volume flow:	1250 l/h	-	-	
Power:	24,1 kW	13,5 kW	-	
DHW:	15,0 l/min	10,0 l/min	15,0 l/min	18,7 l/min
DHW temperature:	33 °C	52 °C	45 °C	38 °C
DW temperature:	10 °C	33 °C	-	
Total power:	-	-	37,6 kW	
Pressure level heating/sanitary:	PN 6 / PN 10			
Max. heating temperature:	90 °C			
Electrical connection for electric IWH:	3 ~/ PE 400 V AC 20 A, 13,5 kW			
Minimum cable cross-section:	2,5 mm² at 13,5 kW			

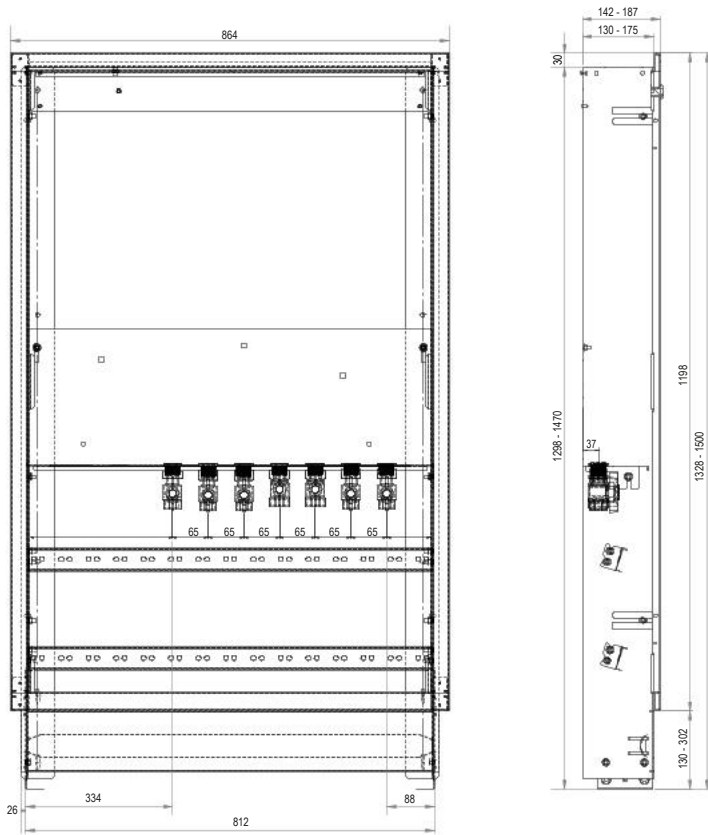

**SCHEMATIC**

- 1 Built-in cabinet
- 2 Connection rail with ball valves
- 3 Plate heat exchanger
- 4 Thermostatic temperature controller for drinking water
- 5 Cold water outlet
- 6 Ventilation and drainage
- 7 Strainer insert CW (optional)
- 8 Strainer insert HS (optional)
- 9 Cold water meter fitting piece G¾" - 110 mm
- 10 Heat meter fitting piece G¾" - 110 mm
- 11 Underfloor heating outlet
- 12 Differential pressure regulator
- 13 Hot water mixing valve
- 14 Reheater

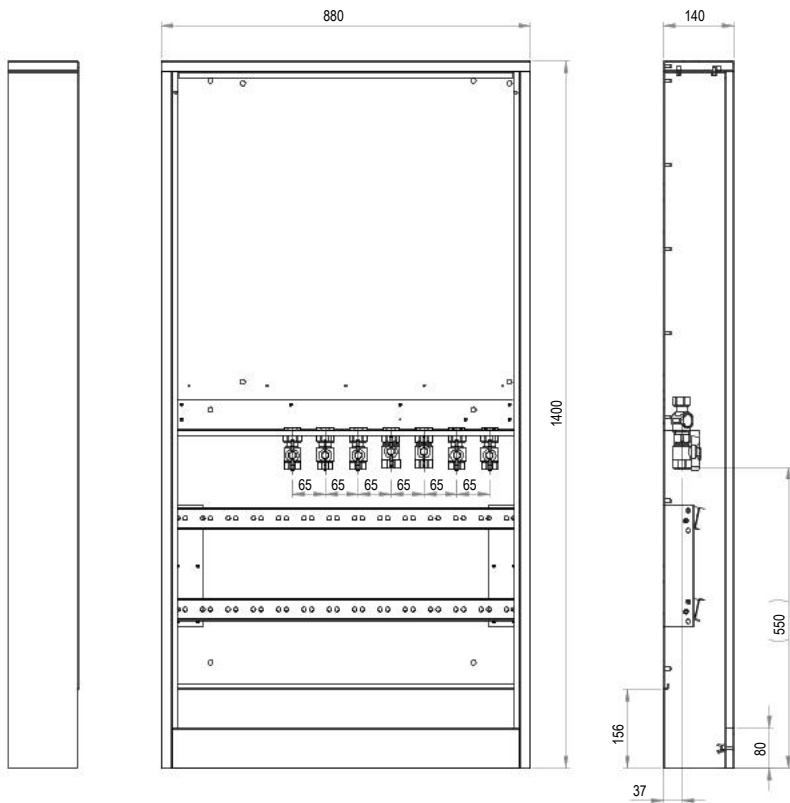


# DIMENSIONS FOR INSTALLATION

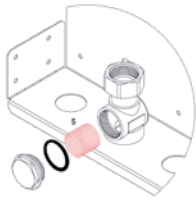
FLUSH - MOUNTED



SURFACE - MOUNTED



## EXPANSION MODULES & ACCESSORIES



**ORDER NO.**

**1000100** Module S1

**Strainer insert**

Strainer insert for removing dirt particles in the system, with a pressure loss of 80 mbar. Optimal protection for the entire system thanks to reliable filtering.



**ORDER NO.**

**1000105** Module VR

**Volume flow controller**

Dynamic volume flow controller for hydraulic balancing. Externally adjustable, DN 15, adjustment range up to 1330 l/h,  $K_{vs}$  2,7. Ensures stable flow rates under changing load conditions.



**ORDER NO.**

**1000120** Module ZV

**Zone valve**

G $\frac{1}{2}$ " zone valve with the option of integrating an actuator (M30x1,5 mm), mounted secondarily in the radiator circuit. It enables precise control of the heating circuit and offers flexibility in room temperature regulation.



**ORDER NO.**

**3702B - 3712B** Floor manifold VA-FBif

**For 2-12 circuits**

Set consisting of supply and return bars, each with a G $\frac{1}{2}$ " fill and drain valve. Soundproofed installation, with labeling stickers and adjustment instructions.



**ORDER NO.**

**1003L** eco-STA-L

**Electrothermal actuator**

For controlling the floor heating circuits at the manifold.  
**▲ Note:** Have us complete the wiring for the station to avoid self-assembly and missing components. Custom designs available on request.



**ORDER NO.**

**1011/1015** TT-KL6 / TT-KL10

**Base station**

Base station for regulating the temperature for 6 or 10 zones. Connection for up to 15 or 18 actuators and 6 or 10 room control units. Ideal for the central control of complex heating systems.



**ORDER NO.**

**1000117** Module D2

**Differential pressure regulator**

Differential pressure regulator secondary (station inlet) for maintaining the differential pressure during significant load changes. DN 15, continuously adjustable from 50 to 650 mbar, incl. connecting capillary tube 3 mm,  $K_{vs}$  2,9.



**ORDER NO.**

**1000108** Module Hygiene Plus-A

**Hygiene Plus**

Hygienic "cold" plate heat exchanger with electric priority circuit and temperature maintenance, including drinking water mixer (scald protection)

– **Not possible with module Z** –